

2021 DANUBE WATER CONFERENCE

How to register

Please note: By registering to this event, you will automatically register as Voice of the Danube user, in order to manage your registration in your Voice of the Danube user profile.

In case you are already a registered Voice of the Danube user, please [log in](#) first before starting your registration process (see page 3).

Step 1: Go to the 2021 Danube Water Conference [Event page](#)

Step 2: Click the “Register Now” button

CONFERENCE / WORKSHOP, EXHIBITION / FAIR, EVENT

2021 Danube Water Conference

Organizer: IAWD and World Bank



City/Location
online

Start date
18 Oct 2021

End date
20 Oct 2021

Language
English

Cost
€ 80.00

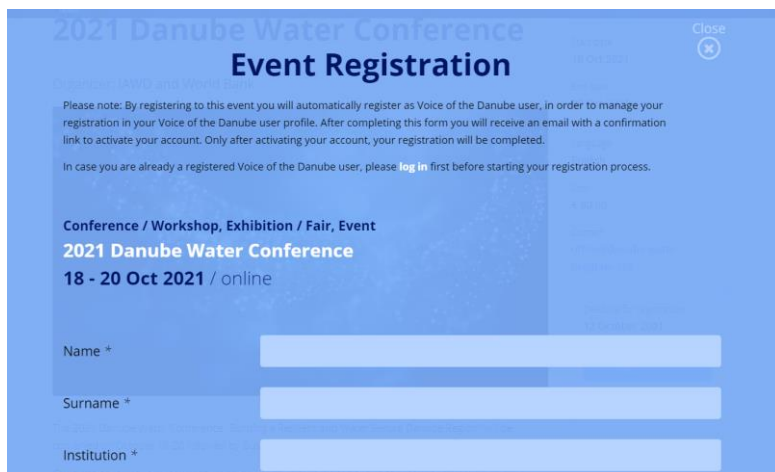
Contact
office@danube-water-program.org

Deadline for registration:
12 October 2021

[Register now!](#)


supported by:

Step 3: In case you are not yet a Voice of the Danube user, please fill out and submit the registration form, check your inbox and activate your account.



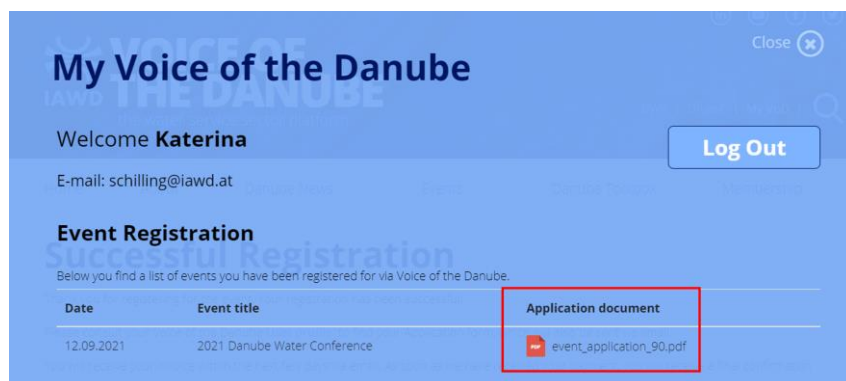
The screenshot shows the 'Event Registration' page for the 2021 Danube Water Conference. It includes a 'Close' button in the top right corner. The main heading is 'Event Registration' with a sub-heading '2021 Danube Water Conference' and dates '18 - 20 Oct 2021 / online'. Below this, there are three input fields: 'Name *', 'Surname *', and 'Institution *'. A 'Submit' button is visible at the bottom right of the form area.

Step 4: As soon as you have activated your Voice of the Danube account, your data will automatically be transferred into the Event Registration form. In case you have received a Discount Code (e.g. Speakers and IAWD members will receive one via email), please fill it in and press "Apply Code".



The screenshot shows a 'Discount Code' input field with a 'Conference Building' placeholder. To the right of the input field is a dark blue button with the text 'Apply code' in white, which is highlighted with a red rectangular border.

Step 5: Please submit your Event Registration by clicking the button "Submit". If successful, you will be guided to the Successful Registration page. In addition you will also receive a confirmation email. You can also find your Application form in your Voice of the Danube user profile.

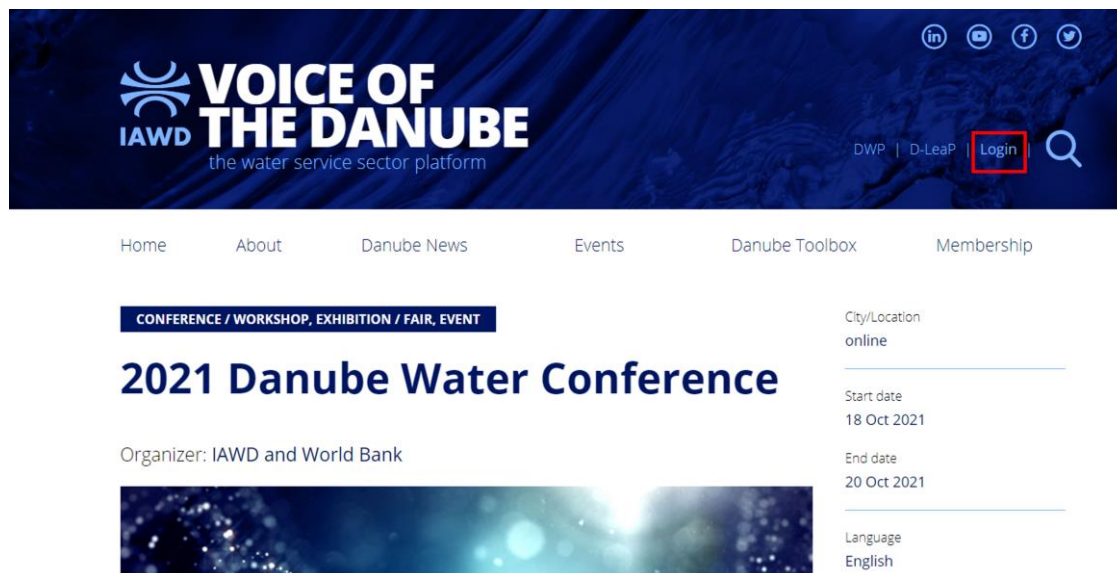


The screenshot shows the 'My Voice of the Danube' user profile. It includes a 'Welcome Katerina' message, an email address 'schilling@iawd.at', and a 'Log Out' button. Below this is the 'Event Registration' section with the heading 'Successful Registration'. A table lists the registration details, and a red box highlights the 'Application document' column.

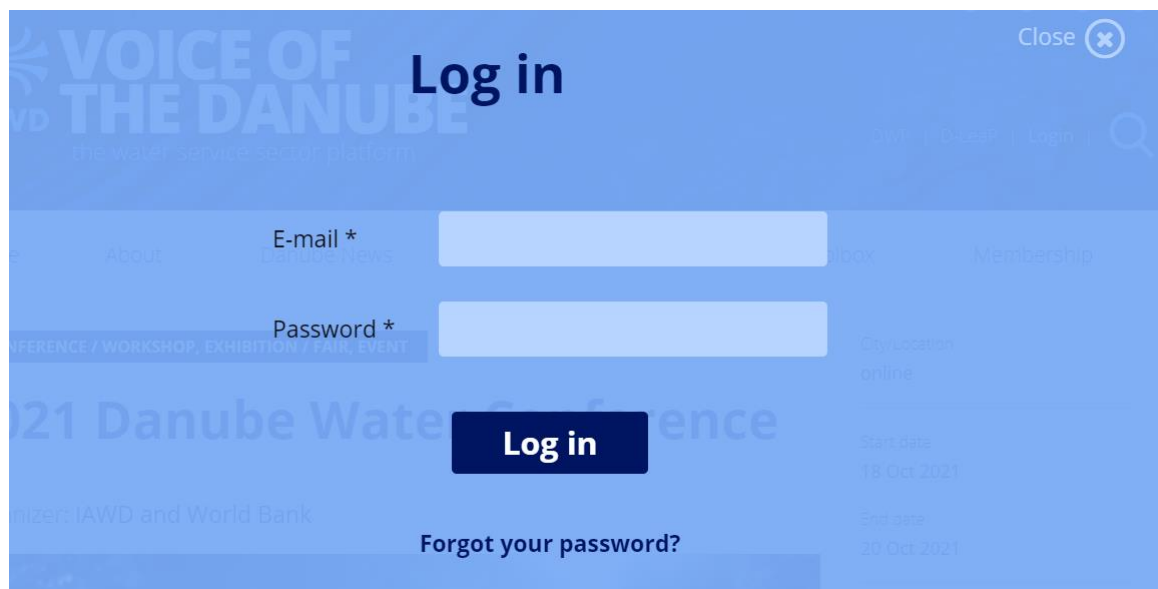
Date	Event title	Application document
12.09.2021	2021 Danube Water Conference	event_application_90.pdf

How to login as Voice of the Danube user

Step 1: Click the “Login” button on the top right of the Voice of the Danube website



Step 2: Fill in your email address and password and click the Login button. In case you forgot your password, you can reset it by clicking on the “Forgot your password?” Link



Step 3: As soon as you are logged in, you can follow the steps on page 1 to register to the event (Step 3 is not needed).